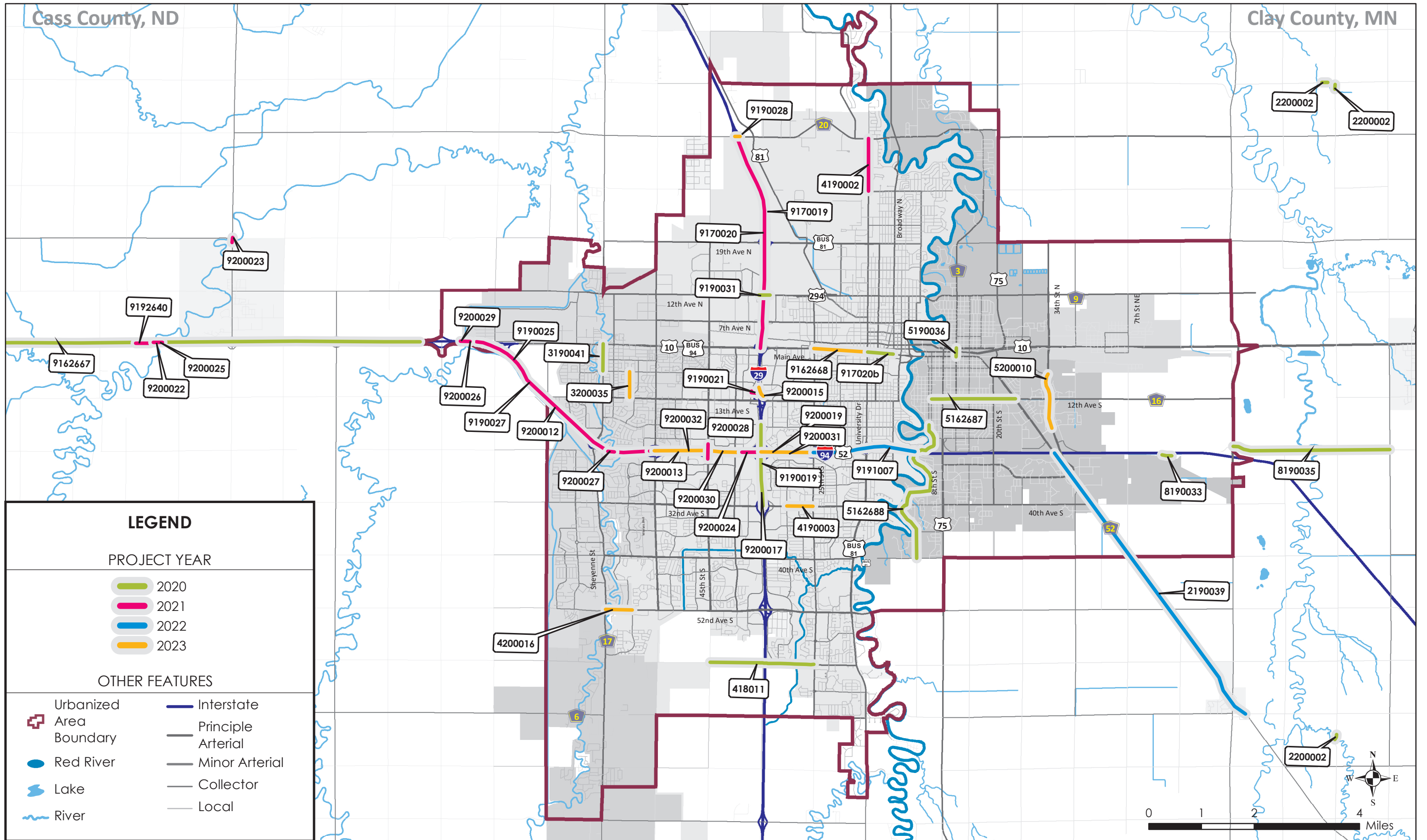
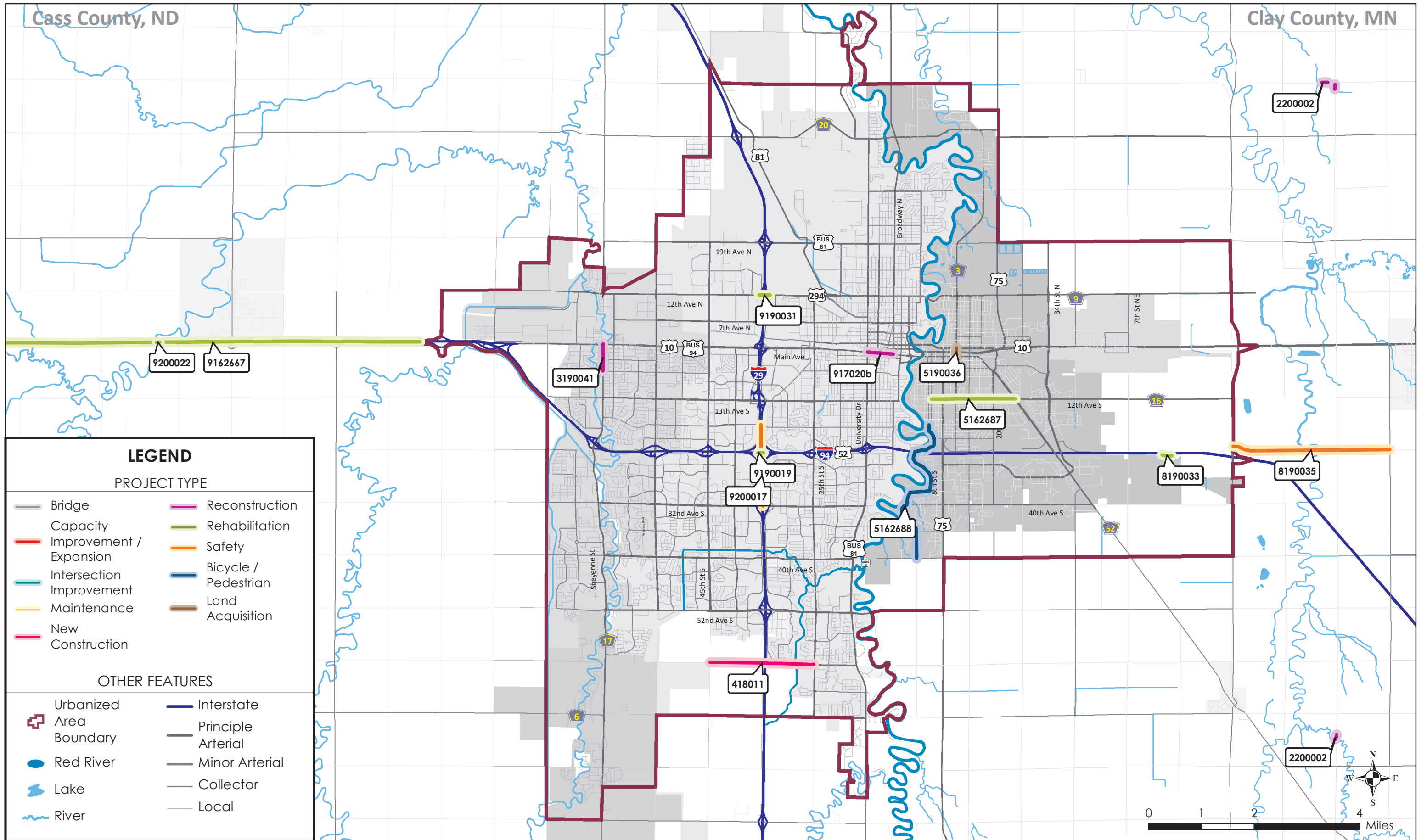


Project Locator Map



Detailed Project Listings 2020



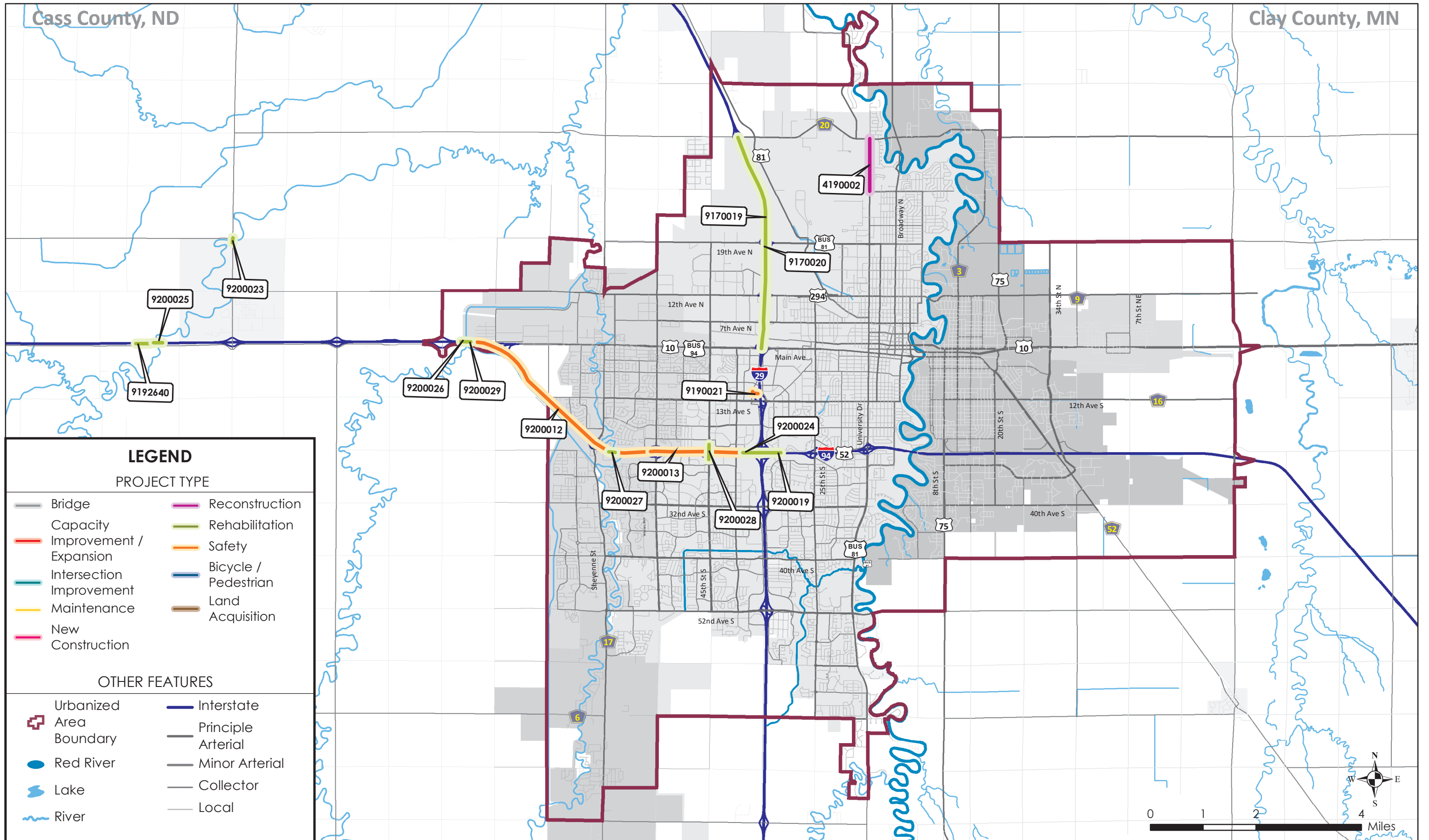
Lead Agency	Metro COG ID State Number	Project Year	Project Location	Length	Project Limits		Project Description	Improvement Type	Total Project Cost	Federal Revenue Source	Other Revenue Source	Revenue
					To	From						
Moorhead Transit												
Moorhead Transit	5200001 TRF-0034-20B	2020	Transit				Communication Equipment (Transit Green Light Priority) Joint with City Engineering	Transit Capital	\$ 750,000	FTA 5339	Local	\$ 600,000 \$ 150,000
Moorhead Transit	5162685 TRS-0034-20TB	2020	Transit				Support Equipment/Facilities	Transit Capital	\$ 59,000	STBGP	Local	\$ 47,200 \$ 11,800
Moorhead Transit	5162686 TRF-0034-20A	2020	Transit				Moorhead Transit Operating Assistance	Transit Operations	\$ 3,458,500	FTA 5307	State	\$ 386,000 \$ 3,072,500
Moorhead Transit	5170005 TRS-0034-20TA	2020	Transit				Purchase of one (1) <30 ft expansion bus and bus related equipment	Transit Capital	\$ 87,000	STBGP	Local	\$ 69,600 \$ 17,400
Moorhead Transit	5170006 TRS-0034-20T	2020	Transit				Purchase of one (1) <30 ft expansion bus and bus related equipment	Transit Capital	\$ 87,000	STBGP	Local	\$ 69,600 \$ 17,400
Moorhead Transit	5190007 TRS-0034-20TC	2020	Transit				Purchase of a Bus Shelter	Transit Capital	\$ 30,000	STBGP	Local	\$ 24,000 \$ 6,000
Moorhead Transit	5190005 TRF-0034-19J	2020	Transit				Purchase Misc Support Equip - Fork Lift & Mobile Lift (1/3 share) (2019 Grant)	Transit Capital	\$ 25,000	FTA 5307	Local	\$ 20,000 \$ 5,000
Fargo Transit												
Fargo Transit	4162670 8017	2020	Transit				Capital purchase	Transit Capital	\$ 1,250,000	STBGP-U	Local	\$ 1,000,000 \$ 250,000
Fargo Transit	4162672 8031 TURB	2020	Transit				Operating Assistance, Paratransit Operating Assistance Funded as Capital, and Preventative Maintenance	Transit Operations	\$ 4,288,000	FTA 5307	Local	\$ 2,787,000 \$ 1,501,000
Fargo Transit	4191002	2020	Transit				Forklift (Fargo 2/3 share) (2019 Grant)	Transit Capital	\$ 20,000	FTA 5339	Local	\$ 16,000 \$ 4,000
Fargo Transit	4191004	2020	Transit				Mobile Lifts (fargo 2/3 share) (2019 Grant)	Transit Capital	\$ 30,000	FTA 5339	Local	\$ 24,000 \$ 6,000

Lead Agency	Metro COG ID State Number	Project Year	Project Location	Length	Project Limits		Project Description	Improvement Type	Total Project Cost	Federal Revenue Source	Other Revenue Source	Revenue
					To	From						
City of Fargo												
Fargo	418011 21564 8015	2020	64th Ave S	2.0	25th St S	45th St S	Construction of 64th Ave S as a 3-lane urban arterial, grade separated overpass of I-29, shared use path, and bicycle/pedestrian facilities.	New Construction	\$ 30,649,984	STBGP-U	Local	\$ 9,932,907 \$ 20,717,077
City of Moorhead												
Moorhead	5162687 144-118-016	2020	12th Ave S	1.4	5th St	SE Main	From 20th St to 5th St, mill and overlay, and from 20th St to SE Main Ave, pavement replacement	Rehabilitation	\$ 2,440,220	STBGP	Local	\$ 1,776,196 \$ 664,024
Moorhead	5162688 144-090-018	2020	Rivershore Dr	2.1	20th Ave S	50th Ave S	Blue Goose Trail - paved multi use trail & on-street bike facilities	Bike/Ped	\$ 525,195	TA	Local	\$ 360,000 \$ 165,195
Moorhead	5190036 144-115-016	2020	11th Street				Right of Way Acquisition for the 11th Street Railroad Underpass	Land Acquisition	\$ 531,993	DEMO	Local	\$ 425,594 \$ 106,399
City of West Fargo												
West Fargo	3190041 22277 8018	2020	Sheyenne St		Main	7th Ave	Road Diet, Bulb-Outs, Sidewalk, Access Modifications, Parking, Streetscape, Street Furniture, Lighting, Bus Stop	Reconstruction	\$ 3,600,000	UGP	Local	\$ 2,377,446 \$ 1,222,554
North Dakota Department of Transportation												
NDDOT	917020b 21170 8032	2020	Main Ave	0.5	Broadway	University Drive	Reconstruct Main Ave, replacement of underground utilities *Utility replacement included in cost	Reconstruction	\$ 14,690,000	STBGP-R	State Local	\$ 9,484,996 \$ 1,063,004 \$ 4,142,000
NDDOT	9190031 22487 8023	2020	I-29N			Jct I-29 & 12th Ave N Fargo	Deck Overlay, Structural Repair	Rehabilitation	\$ 1,298,000	IM	State	\$ 1,168,000 \$ 130,000
NDDOT	9162667 8013	2020	I-94W	10.9	E Casselton	Near W Fargo	Thin Overlay	Rehabilitation	\$ 1,520,000	IM	State	\$ 1,368,000 \$ 152,000
NDDOT	9200017 22291 8005	2020	I-29N	1.5	.5 N of I 94	32nd Ave S	Concrete Median Barrier, PCC Pave	Safety	\$ 1,206,000	NA	State	\$ 1,206,000
NDDOT	9200018 22436 8014	2020	Fargo/W Fargo				Various Signals in Fargo and West Fargo	Safety	\$ 450,000	Non-NHS-S	State	\$ 364,000 \$ 86,000

Lead Agency	Metro COG ID State Number	Project Year	Project Location	Length	Project Limits		Project Description	Improvement Type	Total Project Cost	Federal Revenue Source	Other Revenue Source	Revenue
					To	From						
NDDOT	9190019 8022	2020	I-29N		I-29 & I-94 Interchange		Approach Slabs, Expansion Joint Modification, Structural/Incidentals	Rehabilitation	\$ 273,000	IM	State	\$ 246,000 \$ 27,000
NDDOT	9200020 8024	2020	I-29N		2 N of Harwood		Deck Overlay, Approach Slabs, Expansion Joint Modification, Joint Sealant	Rehabilitation	\$ 430,000	IM	State	\$ 387,000 \$ 43,000
NDDOT	9200021 8026	2020	I-29S		2 N of Harwood		Deck Overlay, Expansion Joint Modification, Joint Sealant	Rehabilitation	\$ 380,000	IM	State	\$ 342,000 \$ 38,000
NDDOT	9200022 22318 8028	2020	I-94W		6 E of ND 18		Median Cross-Overs	Rehabilitation	\$ 600,000	IM	State	\$ 540,000 \$ 60,000
Minnesota Department of Transportation												
MnDOT	8190034 14-00126	2020	CSAH 2		at RR tracks		Install Gates at OTVR Railroad Crossing in Barnesville	Safety	\$ 230,000	RRS LF	State	\$ 207,000 \$ 23,000
MnDOT	8190033 1480-177	2020	I-94		at weigh station		Install mainline (EB/WB) weigh-in-motion scale at RP 13.102 (funded by district c) *Early let/late award (ELLA)	Rehabilitation	\$ 620,000	SF	State	\$ 620,000
Clay County												
Clay County	2200002 014-598-069	2020	CR 100, 93, 68, & CSAH 21				Bridge Replacement On CR 100, CR 93, CR 68, and CSAH 21	Reconstruction	\$ 935,000	BROS	Local	\$ 748,000 \$ 187,000

Page left intentionally blank.

Detailed Project Listings 2021



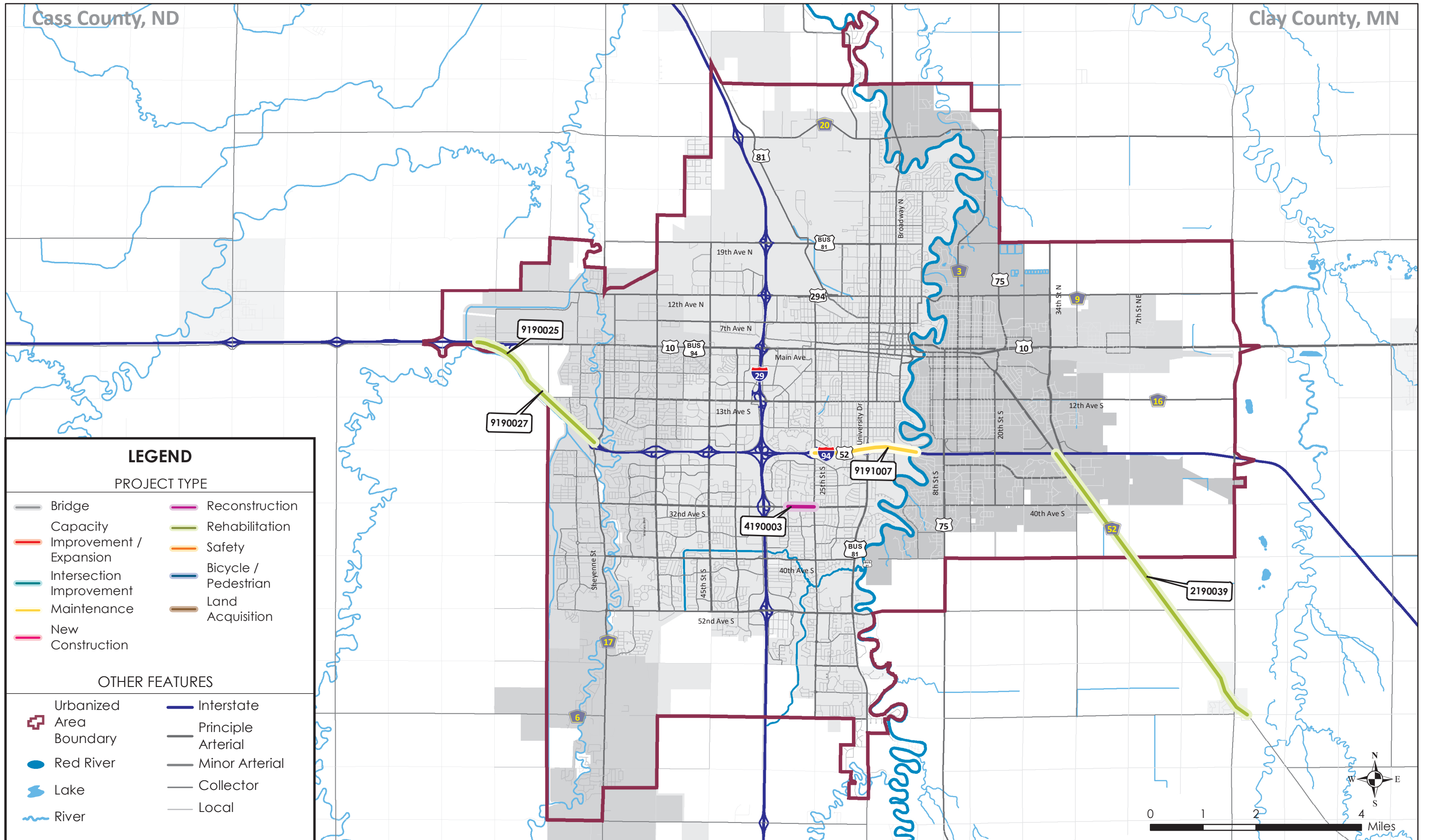
Lead Agency	Metro COG ID State Number	Project Year	Project Location	Length	Project Limits		Project Description	Improvement Type	Total Project Cost	Federal Revenue Source	Other Revenue Source	Revenue
					To	From						
Moorhead Transit												
Moorhead Transit	5170008 TRF-0034-21A	2021	Transit				Moorhead Transit Operating Assistance	Transit Operations	\$ 3,500,000	FTA 5307	State	\$ 376,000 \$ 3,124,000
Moorhead Transit	5170009 TRF-0034-21B	2021	Transit				Purchase of one <30 fr Replacement Bus (senior ride)	Transit Capital	\$ 30,000	FTA 5307	Local	\$ 24,000 \$ 6,000
Moorhead Transit	5190010 TRF-0034-21C	2021	Transit				Purchase of a Bus Shelter	Transit Capital	\$ 30,000	FTA 5307	Local	\$ 24,000 \$ 6,000
Moorhead Transit	5190011 TRS-0034-21T	2021	Transit				Purchase 35ft replacement bus (Unit 1020)	Transit Capital	\$ 541,000	STBGP	Local	\$ 432,800 \$ 108,200
Fargo Transit												
Fargo Transit	4170017 8132 TURB	2021	Transit				Operating Assistance, Paratransit Operating Assistance Funded as Capital, and Preventative Maintenance	Transit Operations	\$ 4,374,000	FTA 5307	Local	\$ 2,843,000 \$ 1,531,000
City of Fargo												
Fargo	4190002 22292 8133	2021	N University Dr		32nd Ave N	40th Ave N		Reconstruction	\$ 6,000,000	STBGP-U	Local	\$ 4,500,000 \$ 1,500,000
City of Moorhead												
City of West Fargo												
North Dakota Department of Transportation												
NDDOT	9170019 8102	2021	I-29N	4.0	N Fargo INTR	Main Ave	Concrete Pavement Repair	Rehabilitation	\$ 701,000	IM	State	\$ 631,000 \$ 70,000

Lead Agency	Metro COG ID State Number	Project Year	Project Location	Length	Project Limits		Project Description	Improvement Type	Total Project Cost	Federal Revenue Source	Other Revenue Source	Revenue
					To	From						
NDDOT	9170020 8104	2021	I-29S	4.0	Main Ave	N Fargo INTR	Concrete Pavement Repair	Rehabilitation	\$ 701,000	IM	State	\$ 631,000 \$ 70,000
NDDOT	9192639 8108	2021	I-94W	7.2	E of Casselton	W Wheatland E	Concrete Pavement Repair, Hot Bituminous Pavement on Ramps, Sand Seal	Rehabilitation	\$ 1,191,000	IM	State	\$ 1,072,000 \$ 119,000
NDDOT	9162665 8107	2021	I-94E	8.0	E of Casselton	W Wheatland	Concrete Pavement Repair, Hot Bituminous Pavement on Ramps, Sand Seal	Rehabilitation	\$ 1,251,000	IM	State	\$ 1,126,000 \$ 125,000
NDDOT	9192640 22319 8122	2021	I-94W		6.0 East of ND 18		Structure Replacement, Approach Slabs	Rehabilitation	\$ 2,306,000	IM	State	\$ 2,075,000 \$ 231,000
NDDOT	9190018 22496 8112	2021	I-29N		6.0 North of ND 46		Structure Paint	Rehabilitation	\$ 289,000	IM	State	\$ 260,000 \$ 29,000
NDDOT	9190021 8131	2021	I-29		38th St & I-29 Ramp		Turn Lanes, Signals, Pavement Marking (ITS, CMP)	Safety	\$ 361,000	HSIP	Local	\$ 325,000 \$ 36,000
NDDOT	9200012 22443 8129	2021	I-94E	4.1	W of Veterans BLVD	W of Main Ave	High Tension Cable Median Guardrail	Safety	\$ 820,000	HSIP	State	\$ 738,000 \$ 82,000
NDDOT	9200013 22444 8130	2021	I-94E	2.2	I-29	W of Veterans BLVD	PCC Pave, Concrete Median Barrier	Safety	\$ 4,906,000	HSIP	State	\$ 4,415,000 \$ 491,000
NDDOT	9190024 8101	2021	ND 18N	19.2	W Jct 46 Leonard	Casselton	Mill and Overlay	Rehabilitation	\$ 3,094,000	Non NHS-S	State	\$ 2,504,000 \$ 590,000
NDDOT	9200023 22544 8109	2021	ND 10E		6.0 E of ND 18		Structure Replacement	Rehabilitation	\$ 1,375,000	NHS	State	\$ 1,113,000 \$ 262,000
NDDOT	9200019 8121	2021	I-94E		I-94 & I-29 Interchange		Approach Slabs, Expansion Joint Modification, Spall Repair, Joint Sealant	Rehabilitation	\$ 161,000	IM	State	\$ 145,000 \$ 16,000
NDDOT	9200024 8124	2021	I-94W		I-94 & I-29 Interchange		Approach Slabs, Expansion Joint Modification, Spall Repair, Joint Sealant	Rehabilitation	\$ 161,000	IM	State	\$ 145,000 \$ 16,000
NDDOT	9200025 22319 8117	2021	I-94E		6.0 E of ND 18		Structure Replace	Rehabilitation	\$ 2,306,000	IM	State	\$ 2,075,000 \$ 231,000
NDDOT	9200026 8118	2021	I-94E		6.0 W of I-29		Approach Slabs, Expansion Joint Modifiacton, Joint Sealant	Rehabilitation	\$ 118,000	IM	State	\$ 106,000 \$ 12,000

Lead Agency	Metro COG ID State Number	Project Year	Project Location	Length	Project Limits		Project Description	Improvement Type	Total Project Cost	Federal Revenue Source	Other Revenue Source	Revenue
					To	From						
NDDOT	9200027 8119	2021	I-94E		2.0 W of I-29		Approach Slabs, Expansion Joint Modification, Joint Sealant, Spall Repair	Rehabilitation	\$ 161,000	IM	State	\$ 145,000 \$ 16,000
NDDOT	9200028 8120	2021	I-94E		45th St & I-94		Deck Overlay, Approach Slabs, Expansion Joint Modification, Spall Repair	Rehabilitation	\$ 949,000	IM	State	\$ 854,000 \$ 95,000
NDDOT	9200029 8123	2021	I-94W		6.0 W of I-29		Approach Slabs, Expansion Joint Modification, Joint Sealant	Rehabilitation	\$ 118,000	IM	State	\$ 106,000 \$ 12,000
Minnesota Department of Transportation												
Clay County												

Page left intentionally blank.

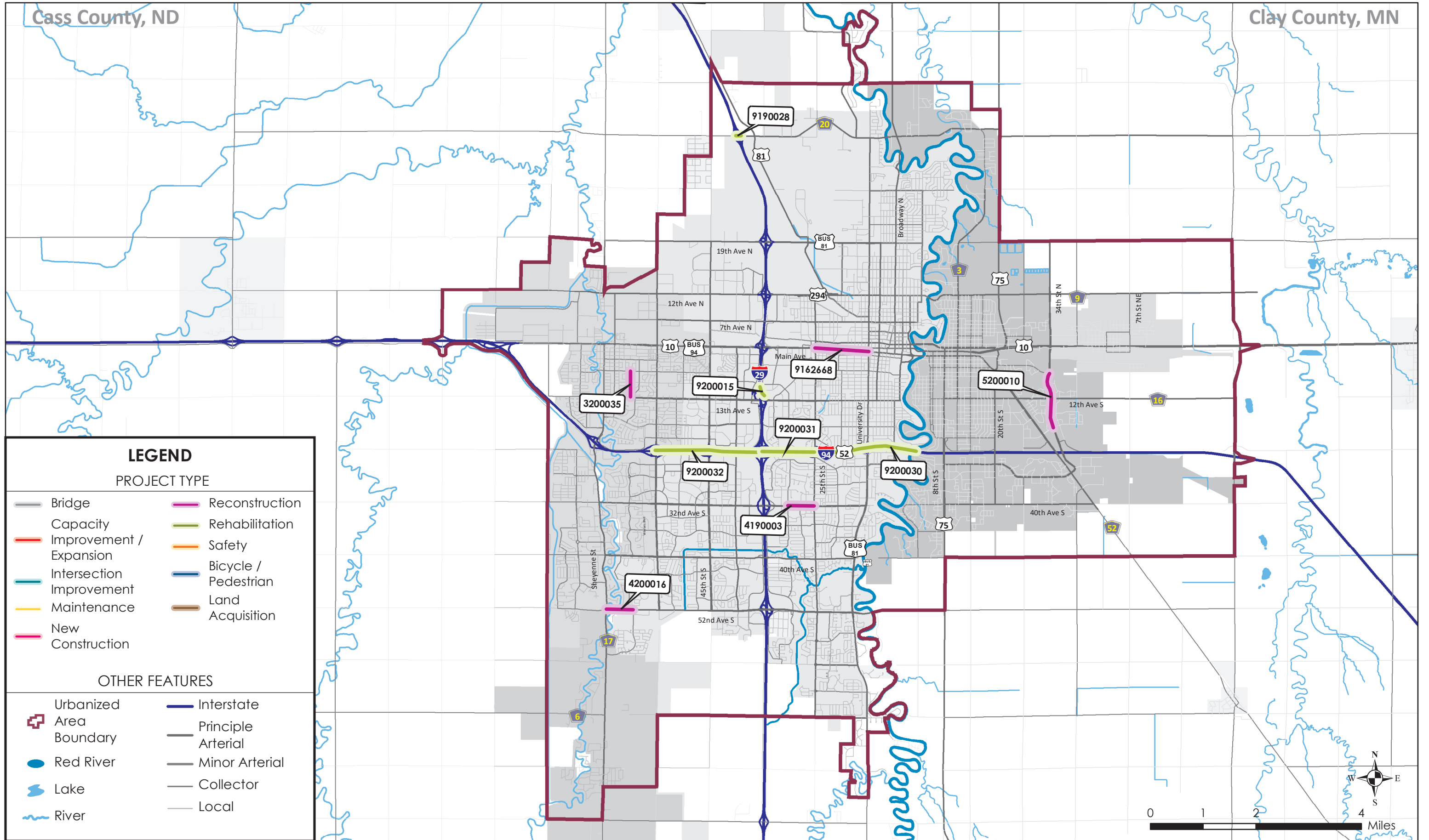
Detailed Project Listings 2022



Lead Agency	Metro COG ID State Number	Project Year	Project Location	Length	Project Limits		Project Description	Improvement Type	Total Project Cost	Federal Revenue Source	Other Revenue Source	Revenue
					To	From						
Moorhead Transit												
Moorhead Transit	5190012 TRF-0034-22A	2022	Transit				Operating Assistance	Transit Operations	\$ 3,771,500	FTA 5307	State	\$ 409,500 \$ 3,362,000
Moorhead Transit	5190013 TRF-0034-22B	2022	Transit				Purchase of a Bus Shelter	Transit Capital	\$ 31,000	FTA 5307	Local	\$ 24,800 \$ 6,200
Moorhead Transit	5190014 TRS-0034-22T	2022	Transit				Purchase senior ride (class 200) van and related equip	Transit Capital	\$ 24,800	STBGP		\$ 24,800
Moorhead Transit	5190015 TRF-0034-22D	2022	Transit				Purchase Equipment (AVA/AVL System)	Transit Capital	\$ 201,500	FTA 5339	State	\$ 161,200 \$ 40,300
Moorhead Transit	5190016 TRF-0034-22E	2022	Transit				Purchase equipment and replacement furniture	Transit Capital	\$ 283,000	FTA 5339	State	\$ 226,400 \$ 56,600
Fargo Transit												
Fargo Transit	4200029 8208 TURB	2022	Transit				Operating Assistance, Paratransit Operating Assistance Funded as Capital, and Preventative Maintenance	Transit Operations	\$ 4,461,000	FTA 5307	Local	\$ 2,900,000 \$ 1,561,000
City of Fargo												
Fargo	4190003 8206	2022	32nd Ave S		25th St	32nd St	Reconstruction	Reconstruction	\$ 10,400,000	STBGP-U	Local	\$ 4,700,000 \$ 5,700,000
City of Moorhead												
City of West Fargo												

North Dakota Department of Transportation												
NDDOT	9191007 8203	2022	I-94E	1.9	Red River	25th St Interchange	Lift Station, Storm Sewer	Maintenance	\$ 2,500,000	IM	State	\$ 2,250,000 \$ 250,000
NDDOT	9190025 22203 8202	2022	I-94E	2.7	Near WFargo E	W Horce Rd	Approach Slabs, Crack & Seat, Hot Bituminous Pavement on Ramps, Lighting, Portland Concrete Cement	Rehabilitation	\$ 3,652,000	IM	State	\$ 3,287,000 \$ 365,000
NDDOT	9190027 22203 8204	2022	I-94W	2.7	Near WFargo E	W Horce Rd	Approach Slabs, Crack & Seat, Hot Bituminous Pavement on Ramps, Lighting, Portland Concrete Cement	Rehabilitation	\$ 3,652,000	IM	State	\$ 3,287,000 \$ 365,000
Minnesota Department of Transportation												
MnDOT	2190040 8409-26	2022	MN 9	26.9	Barnesville	Breckenridge	CIR and replace/extend box culverts	Rehabilitation	\$ 11,983,142	STBGP	State	\$ 9,586,514 \$ 2,396,628
Clay County												
Clay County	2190038 014-631-024	2022	CSAH 31	9.5	S County Line	CSAH 10	***AC***Bituminous Mill and Overlay (AC Payback 2023) See project 2200014	Rehabilitation	\$ 2,565,000	STBGP-R	Local	\$ 741,260 \$ 1,823,740
Clay County	2190039 014-652-016	2022	CSAH 52	6.2	CR 67 in Sabin	I-94 Bridge in Moorhead	***AC***Bituminous mill and overlay (AC Payback 2023) See project 2200009	Rehabilitation	\$ 1,620,000	STBGP-R	Local	\$ 468,160 \$ 1,151,840

Detailed Project Listings 2023



LEGEND

PROJECT TYPE

- Bridge
- Capacity Improvement / Expansion
- Intersection Improvement
- Maintenance
- New Construction
- Reconstruction
- Rehabilitation
- Safety
- Bicycle / Pedestrian
- Land Acquisition

OTHER FEATURES

- Urbanized Area Boundary
- Red River
- Lake
- River
- Interstate
- Principle Arterial
- Minor Arterial
- Collector
- Local



Lead Agency	Metro COG ID State Number	Project Year	Project Location	Length	Project Limits		Project Description	Improvement Type	Total Project Cost	Federal Revenue Source	Other Revenue Source	Revenue
					To	From						
Moorhead Transit												
Moorhead Transit	5200003 TRF-0034-23E	2023	Transit				Operating Assistance	Transit Operations	\$ 4,057,870	FTA 5307	State	\$ 421,800 \$ 3,636,070
Moorhead Transit	5200004 TRF-0034-23	2023	Transit				Purchase of a Bus Shelter	Transit Capital	\$ 33,000	FTA 5307	Local	\$ 26,400 \$ 6,600
Moorhead Transit	5200005 TRF-0034-23A	2023	Transit				Purchase of one <30 fr Replacement Bus (senior ride)	Transit Capital	\$ 32,000	FTA 5307	Local	\$ 25,600 \$ 6,400
Moorhead Transit	5200006 TRF-0034-23B	2023	Transit				Purchase of one <30 fr Replacement Bus (senior ride)	Transit Capital	\$ 32,000	FTA 5307	Local	\$ 25,600 \$ 6,400
Moorhead Transit	5200007 TRF-0034-23C	2023	Transit				Purchase of one <30 ft bus and bus related equipment	Transit Capital	\$ 96,000	FTA 5307	Local	\$ 76,800 \$ 19,200
Moorhead Transit	5200008 TRF-0034-23D	2023	Transit				Support Equipment/Facility Equipment (Tool Cat)	Transit Capital	\$ 32,000	FTA 5307	Local	\$ 25,600 \$ 6,400
Fargo Transit												
Fargo Transit	4200017 8317	2023	Transit				Capital Purchase	Transit Capital	\$ 1,250,000	STBGP-U	Local	\$ 1,000,000 \$ 250,000
Fargo Transit	4200029 8326 TURB	2023	Transit				Operating Assistance, Paratransit Operating Assistance Funded as Capital, and Preventative Maintenance	Transit Operations	\$ 4,551,000	FTA 5307	Local	\$ 2,958,000 \$ 1,593,000
City of Fargo												
City of Fargo	4200016 8316	2023	52nd Ave S		Sheyenne	63rd St	Reconstruction of 52nd Avenue S	Reconstruction	\$ 7,000,000	STBGP-U	Local	\$ 5,000,000 \$ 2,000,000
City of Moorhead												
City of Moorhead	5200010 144-135-016	2023	34th St	1.05	24th Ave S	4th Ave S	Reconstruction of 34th Street	Reconstruction	\$ 2,100,000	STBGP	Local	\$ 702,600 \$ 1,397,400

Lead Agency	Metro COG ID State Number	Project Year	Project Location	Length	Project Limits		Project Description	Improvement Type	Total Project Cost	Federal Revenue Source	Other Revenue Source	Revenue
					To	From						
City of West Fargo												
City of West Fargo	3200035	2023	Drain 45		7th Ave E	13th Ave E	Construction of a Multi-Use Path along Drain 45	Bike/Ped	\$ 420,000	TA	Local	\$ 232,000 \$ 188,000
North Dakota Department of Transportation												
NDDOT	9162668 8314	2023	Main Ave	1.0	25th St	University	Reconstruction of Main Ave	Reconstruction	\$ 15,412,000	NHS-U	State Local	\$ 8,370,000 \$ 1,226,000 \$ 5,816,000
NDDOT	9190029 8320	2023	I-29N		7.0 N of US 10 Near Argusville City Limits		Structure Paint	Rehabilitation	\$ 324,000	IM	State	\$ 292,000 \$ 32,000
NDDOT	9190028 8319	2023	I-29N		3.0 South of Harwood		Structure Paint	Rehabilitation	\$ 324,000	IM	State	\$ 292,000 \$ 32,000
NDDOT	9190030 8321	2023	I-29N		2.0 N of Harwood Interchange		Structure Paint	Rehabilitation	\$ 324,000	IM	State	\$ 292,000 \$ 32,000
NDDOT	9200015 8308	2023	I-29N	0.2	13th Ave S NE Ramp		Porland Concrete Cement Pave, Widening	Rehabilitation	\$ 243,000	IM	State	\$ 219,000 \$ 24,000
NDDOT	9200030 8311	2023	I-94E	4.9	Red River	1.0 W of 45th St	Concrete Pavement Repair	Rehabilitation	\$ 1,882,000	IM	State	\$ 1,694,000 \$ 188,000
NDDOT	9200031 8312	2023	I-94E	1.0	25th St Interchange	I-29	Portland Concrete Cement Pave, Ramp Connection, Ramp Revisions, Widening	Rehabilitation	\$ 1,416,000	IM	State	\$ 1,274,000 \$ 142,000
NDDOT	9200032 8313	2023	I-94W	4.9	Red River	1.0 W of 45th St	Concrete Pavement Repair	Rehabilitation	\$ 1,882,000	IM	State	\$ 1,694,000 \$ 188,000
NDDOT	9182611 20181 8323	2023	I-29 S of Metro		At Red River Diversion		FM Metro Area Diversion: Structure, grade raise, PCC paving, drainage improvements, median x-overs	New Structure	Illustrative			
NDDOT	9182612 20181 8324	2023	I-29 N of Metro	1.4	At Red River Diversion		FM Metro Area Diversion: Structure, grade raise, PCC paving, drainage improvements, median x-overs	New Structure	Illustrative			
NDDOT	9182613 20181 8325	2023	I-94 W of Metro		At Red River Diversion		FM Metro Area Diversion: Structure, grade raise, PCC paving, drainage improvements, median x-overs	New Structure	Illustrative			

Lead Agency	Metro COG ID State Number	Project Year	Project Location	Length	Project Limits		Project Description	Improvement Type	Total Project Cost	Federal Revenue Source	Other Revenue Source	Revenue
					To	From						
Minnesota Department of Transportation												
MnDOT	8200011 1409-25	2023	MN 9	2.56	I-94	Barnesville	Reconstruct, Mill and Overlay, ADA Improvements (Associated with project 2190040)	Rehabilitation	\$ 4,360,485	STBGP	State	\$ 2,401,624 \$ 1,958,861
Clay County												
Clay County	2200014 014-631-024AC	2023	CSAH 31	9.5	S County Line	CSAH 10	***AC***Bituminous Mill and Overlay (AC Payback 1 of 1) See project 20190038	Rehabilitation	\$ 700,000	STBGP-R		\$ 700,000
Clay County	2200009 014-652-016AC	2023	CSAH 52	6.2	CR 67 in Sabin	I-94 Bridge in Moorhead	***AC***Bituminous mill and overlay (AC Payback 1 of 1) See project 2190039	Rehabilitation	\$ 500,000	STBGP-R		\$ 500,000
Clay County	2200033 014-090-007	2023	Front Street (Adjacent to MN 9) in Barnesville		MN 34	South 2nd Ave	Multi-Use Trail and Streetscaping (Associated with Project 8200011)	Bike/Ped	\$ 443,000	TA	Local	\$ 300,000 \$ 143,000

Page left intentionally blank.

Annual Listing of Obligated Projects ALOP

Lead Agency	Metro COG ID State Number	Project Year	Project Location	Length	Project Limits		Project Description	Improvement Type	Total Project Cost	Federal Revenue Source	Other Revenue Source	Revenue
					To	From						
Moorhead Transit												
Moorhead Transit	5162657	2019	Transit				Reimbursement for Miscellaneous Support Equipment *Purchased in 2016	Transit Capital	\$ 17,000	FTA 5307	Local	\$ 13,600 \$ 3,400
Moorhead Transit	5162675 TRF-0034-17E	2019	Transit				Reimbursement for one fixed route class 700 bus (Replaces unit 591) *Purchased in 2017	Transit Capital	\$ 482,000	FTA 5307	Local	\$ 385,600 \$ 96,400
Moorhead Transit	515034 TRF-0034-17D	2019	Transit				Reimbursement for one 2012 Paratransit vehicle class 400 (Replaces unit 1218) *Purchased in 2017	Transit Capital	\$ 65,000	FTA 5307	Local	\$ 52,000 \$ 13,000
Moorhead Transit	5162690 TRF-0034-16F	2019	Transit				Reimbursement for one Senior Van *Purchased in 2017	Transit Capital	\$ 25,000	FTA 5307	Local	\$ 20,000 \$ 5,000
Moorhead Transit	5162676 TRF-0034-18F	2019	Transit				Reimbursement for one fixed route class 700 bus (Replaces unit 592) *Purchased in 2018	Transit Capital	\$ 482,000	FTA 5307	Local	\$ 385,600 \$ 96,400
Moorhead Transit	518010 TRF-0034-18A	2019	Transit				Moorhead Transit Operation Assistance *Purchased in 2018	Transit Operations	\$ 2,900,000	FTA 5307	State	\$ 415,000 \$ 2,485,000
Moorhead Transit	5162679 TRF-0034-18E	2019	Transit				Reimbursement for one van class 200 and van related equipment *Purchased in 2018	Transit Capital	\$ 28,000	FTA 5307		\$ 22,400 \$ 5,600
Moorhead Transit	5192622 TRF-0034-19D	2019	Transit				Purchase class 400 bus and bus related equipment	Transit Capital	\$ 85,000	FTA 5339	Local	\$ 68,000 \$ 17,000
Moorhead Transit	5192625 TRF-0034-19G	2019	Transit				Expansion Van Class 200 less than 30ft *Senior ride van	Transit Capital	\$ 28,000	FTA 5307	Local	\$ 22,400 \$ 5,600
Moorhead Transit	5192624 TRF-0034-19A	2019	Transit				Moorhead Transit Operation Assistance	Transit Operations	\$ 3,300,000	FTA 5307	State	\$ 386,000 \$ 2,914,000
Moorhead Transit	5162684 TRF-0034-19F	2019	Transit				Purchase Van (class 200) and van related equipment	Transit Capital	\$ 28,000	FTA 5307	Local	\$ 22,400 \$ 5,600
Moorhead Transit	5190004 TRF-0034-19I	2019	Transit				Purchase of a Bus Shelter	Transit Capital	\$ 23,300	FTA 5307	Local	\$ 18,640 \$ 4,660
Moorhead Transit	5190006 TRF-0034-19K	2019	Transit				Fare Collection System	Transit Capital	\$ 318,000	FTA 5307	Local	\$ 63,600 \$ 254,000

Lead Agency	Metro COG ID State Number	Project Year	Project Location	Length	Project Limits		Project Description	Improvement Type	Total Project Cost	Federal Revenue Source	Other Revenue Source	Revenue
					To	From						
Fargo Transit												
Fargo Transit	5180024	2019	Transit				Renovation of the Ground Transportation Center *Left over capital bus purchase 2017 STBGP Transfer	Transit Capital	\$ 360,000	FTA 5307		\$ 288,000 \$ 72,000
Fargo Transit	4191001	2019	Transit				GTC Renovation	Transit Capital	\$ 1,988,750	FTA 5339	Local	\$ 1,591,000 \$ 397,750
Fargo Transit	4191003	2019	Transit				Replace 10 Shelters	Transit Capital	\$ 100,000	FTA 5339	Local	\$ 80,000 \$ 20,000
Fargo Transit	4191005	2019	Transit				Replace 5 shelters	Transit Capital	\$ 50,000	FTA 5310	Local	\$ 40,000 \$ 10,000
Fargo Transit	4191006	2019	Transit				Mobility Manager Salary (Fargo share)	Transit Operations	\$ 64,365	FTA 5310	Local	\$ 51,492 \$ 12,873
Fargo Transit	4191008	2019	Transit				Reimbursement of FTA funds used to construct the now Municipal Court Building	Transit Capital	\$ 800,000		Local	\$ 800,000
Fargo Transit	4193001	2019	Transit				Bus Replacement for 3 fixed-route buses (replaces unit 1174, 1175, and 1176)	Transit Capital	\$ 1,500,000	FTA 5339	Local	\$ 961,851 \$ 538,149
Fargo Transit	4192642 8017 TURB	2019	Transit				Capital Purchase	Transit Capital	\$ 297,000	FTA 5307	Local	\$ 238,000 \$ 59,000
Fargo Transit	4192643 8018 TURB	2019	Transit				Operating Assistance	Transit Operations	\$ 2,992,000	FTA 5307	State Local	\$ 1,496,000 \$ 748,000 \$ 748,000
Fargo Transit	4192644 8019 TURB	2019	Transit				Preventative Maintenance	Transit Capital	\$ 1,189,000	FTA 5307	Local	\$ 951,000 \$ 238,000
Fargo Transit	4190001 8011 SU	2019	Transit				Bus Replacement	Transit Capital	\$ 1,250,000	STBGP-U	Local	\$ 1,000,000 \$ 250,000
City of Fargo												
Fargo	4162669	2019	52nd Ave S	2.0	45th St	Sheyenne St	Reconstruction Wident to 4-lane cross section	Reconstruction *Capacity Expansion	\$ 19,197,385	STBGP-U	Local	\$ 9,349,354 \$ 9,848,031

Lead Agency	Metro COG ID State Number	Project Year	Project Location	Length	Project Limits		Project Description	Improvement Type	Total Project Cost	Federal Revenue Source	Other Revenue Source	Revenue
					To	From						
City of Moorhead												
Moorhead	518011 144-129-005AC	2019	15th Ave N		Red River	28th St N	**AC** (AC payback in 2019 - \$383.7K) Mill and Overlay, sidewalk lighting (Associated to 144-132-004 & 1407-27S) payback 1-of-1	Rehabilitation	\$ 383,700	STBGP		\$ 383,700
City of West Fargo												
West Fargo	318011	2019	Sheyenne St	1.0	40th Ave	32nd Ave	Reconstruction to include a new signal at 40th Ave and shared-use paths on both sides of roadway	Capacity Expansion	\$ 12,649,646	STBGP-U	Local	\$ 4,350,953 \$ 8,298,693
North Dakota Department of Transportation												
NDDOT	917020a	2019	Main Ave	0.4	2nd St	Broadway	Reconstruct Main Ave, replacement of underground utilities *Utility replacement included in cost	Reconstruction	\$ 12,309,292	STBGP-R	State Local	\$ 7,332,764 \$ 821,799 \$ 4,154,729
NDDOT	9190016 22201 8006	2019	ND 18N	1.2	Jct I94	Swan Creek	Mill and Overlay	Rehabilitation	\$ 497,000	Non NHS-S	State	\$ 402,000 \$ 95,000
NDDOT	9170017 22202 8007	2019	ND 18N	23.4	Jct Cass Co 10	Trail Co Line	Mill and Overlay	Rehabilitation	\$ 4,219,000	Non NHS-S	State	\$ 3,414,000 \$ 805,000
Minnesota Department of Transportation												
MnDOT	8190032 088-070-056	2019	District-Wide				Latex and Epoxy striping	Safety	\$ 993,080	HSIP	State	\$ 893,772 \$ 99,308
Clay County												
MnDOT	2170004 014-090-006AC	2019	Parke Ave		12th Street	US 10	**AC** grading, paving, construct multi-purpose trail, and sidewalk in Glyndon (AC payback 1 of 1)	Rehabilitation	\$ 375,000	TA		\$ 375,000
Cass County												
Cass County	1170015	2019	Cass 5 & Cass 10				Intersection Imp, turn lanes, shoulder rehab	Safety	\$ 771,000	HSIP	Local	\$ 694,000 \$ 77,000